
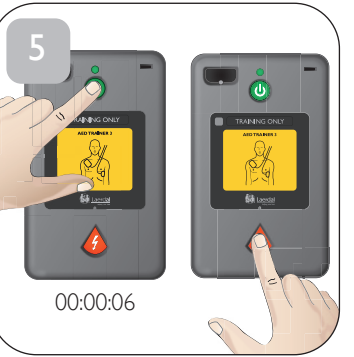
























<div>1</div> 	<div>2</div> 	<div>3</div> 	<div>4</div> 	<div>5</div> 	<div>Scenario codes</div> <div><div>A</div></div> <div><div>C</div></div> <div><div>B</div></div> <div><div>D</div></div>
--	---	--	---	---	---

AED Trainer 3 Scenarios

- 1 → 
- 2 →  → 
- 3 →  → 
- 4 →  →  → 
- 5
- 6  → 
- 7 →  → 
- 8

AED Trainer 3

Quick Setup Guide



© 2022 Laerdal Medical AS. All rights reserved.


Manufactured in China for Laerdal Medical AS,
P.O. Box 377,
Tanke Svilandsgate 30,
4002 Stavanger, Norway



20-06000 Rev E

www.laerdal.com

